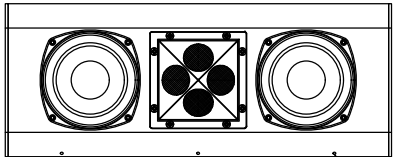
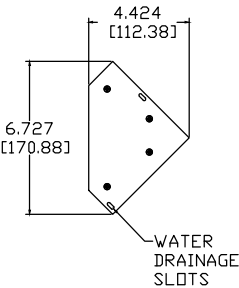
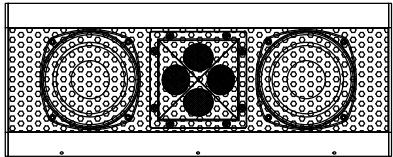
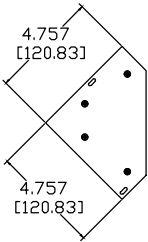
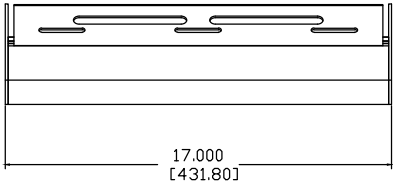
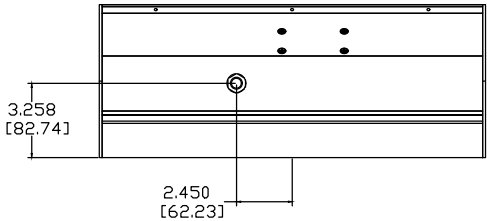
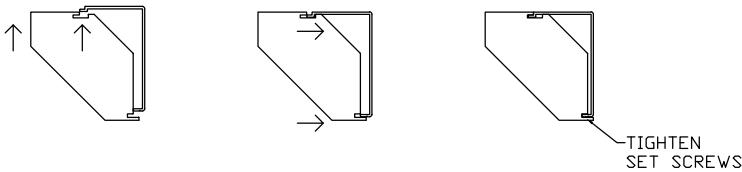
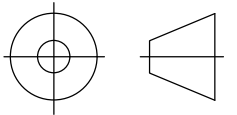
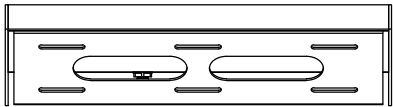


REVISIONS				
ECN	REV.	DESCRIPTION	DATE	APPROVED
	A	RELEASE FOR PRODUCTION	11-02-17	
	B	EXTRUSION MODIFICATION	11-27-17	
	C	EXTRUSION MOD TO ACCOMMODATE STANDARD DRIVER	12-05-17	
	D	ADDED NETWORK, HOLES, AND VIEWS TO SHOW	07-25-18	
20042	E	DRAWING UPDATED	09-23-20	
20043	F	BRACKET MOUNTING SLOTS CHANGED TO Ø0.250"	09-24-20	
20060	G	ADD DRAINAGE SLOTS TO END CAPS	12-14-20	

MOUNTING INSTRUCTIONS



UNC 8-32
SET SCREW
3PL



"THIRD ANGLE" PROJECTION

PROPRIETARY INFORMATION		THE DESIGNS, INFORMATION, AND DATA CONTAINED HEREIN ARE PROPRIETARY AND ARE SUBMITTED IN CONFIDENCE, AND SHALL NOT BE DISCLOSED, USED OR DUPLICATED IN WHOLE OR IN PART, FOR ANY PURPOSES WHATSOEVER, WITHOUT THE PRIOR WRITTEN PERMISSION OF JAMES LOUDSPEAKER LLC, 2185 PARK PL, MINDEN, NV 89423. THIS LEGEND SHALL BE MARKED ON ANY REPRODUCTIONS HEREOF IN WHOLE OR IN PART. RECEIPT OF THIS DOCUMENT SHALL BE DEEMED TO BE AN ACCEPTANCE OF THE CONDITIONS SPECIFIED HEREIN.	
		<i>JAMES LOUDSPEAKER</i>	
		<i>43QW</i>	
		EXTERNAL DIMENSIONS	
		P/N: -	DWR #: 171102-P00
		REVISED BY: S. LOESCH	
		DRAWN BY: M. PARK	FILE:
		DATE: 11-02-17	SCALE:
		APPROVED:	
		DRAFTING APPROVED:	
		DO NOT SCALE DRAWING	
		DRAWING NOT TO BE USED FOR CNC	
		TOLERANCES: ANG: ± = .5° FRACT. ± = 1/32	
		DECIMALS: .XX ± = .01 .XXX ± = .005	
		<i>REVISION: C</i>	
		SHEET 1 OF 6	

NOTES:

1: MATERIAL – STANDARD 4X WEDGE EXTRUSION
UNLESS OTHERWISE SPECIFIED

2: FINISH – TBD